

OM London 2012

Medallists Skeet Men

31.07.




1st



2nd



3rd



[HANCOCK Vincent](#)



[GOLDING Anders](#)



[AL-ATTIYA Nasser](#)

Finals
OFFICIAL

Rank	Athlete	Qualif. Day 1	Score		Final Total	PBL	Shoot Off	±
			Qualif. Day 2					
1	HANCOCK Vincent	74	49	25	148	0		FOR ±
2	GOLDING Anders	72	50	24	146	2		±
3	AL-ATTIYA Nasser	72	49	23	144	4	6	±
4	SHOMIN Valeriy	71	50	23	144	4	5	±
5	LODDE Luigi	70	50	23	143	5		±
6	SYCHRA Jan	71	49	23	143	5		

Qualification
OFFICIAL

Rank	Athlete	Round					Average Score	±
		1	2	3	4	5		
1	HANCOCK Vincent	25	24	25	24	25	0.984	123 OR Q ±
2	GOLDING Anders	24	23	25	25	25	0.976	122 Q ±
3	SHOMIN Valeriy	23	24	24	25	25	0.968	121 Q ±
4	AL-ATTIYA Nasser	25	23	24	24	25	0.968	121 Q ±
5	LODDE Luigi	21	25	24	25	25	0.960	120 Q ±
6	SYCHRA Jan	23	23	25	24	25	0.960	120 Q ±

Rank	Athlete	Round					Average Score	±	
		1	2	3	4	5			
7	 SVENSSON Marcus	22	24	24	24	25	0.952	119	±
8	 THOMPSON Frank	24	23	24	23	25	0.952	119	±
9	 MAVROMMATIS Nikolaos	23	25	23	24	24	0.952	119	±
10	 BUCHHEIM Ralf	23	21	24	25	25	0.944	118	±
11	 ACHILLEOS Georgios	23	22	24	24	25	0.944	118	±
12	 BRICKELL Richard	24	22	23	25	24	0.944	118	±
13	 ALMAKTOUM Saeed	21	24	25	24	24	0.944	118	±
14	 FALCO Ennio	24	23	24	23	24	0.944	118	±
15	 NILSSON Stefan	22	25	25	22	24	0.944	118	±
16	 WARLOW Rory David	24	24	22	25	23	0.944	118	±
17	 TERRAS Anthony	21	24	24	25	23	0.936	117	±
18	 HAMDY Mostafa	23	25	22	24	23	0.936	117	±
19	 TOMECEK Jakub	24	23	23	25	22	0.936	117	±
20	 FERGUSON Keith	23	22	25	22	24	0.928	116	±
21	 ALRASHIDI Abdullah	23	24	24	21	24	0.928	116	±
22	 ANDREOU Antonakis	22	23	23	24	23	0.920	115	±
23	 ARAMBURU Juan Jose	23	22	24	24	22	0.920	115	±
24	 RODRIGUEZ Javier	23	22	23	22	24	0.912	114	±
25	 MITAS Efthimios	22	24	23	22	23	0.912	114	±
26	 HANSEN Jesper	22	22	24	24	21	0.904	113	±
27	 BROVOLD Tore	22	25	22	24	20	0.904	113	±
28	 INAM Khurram	21	23	23	20	25	0.896	112	±
29	 AL-TAMIMI Majed	23	18	24	25	21	0.888	111	±
30	 TORRES Guillermo Alfredo	20	21	25	22	22	0.880	110	±
31	 ROSARIO Paul Brian	22	19	25	22	22	0.880	110	±
32	 PACHECO ESPINOSA Nicolas	21	21	21	22	24	0.872	109	±
33	 BARTON Clive	20	22	25	21	21	0.872	109	±
34	 RAMELLA Fabio	21	23	22	23	20	0.872	109	±
35	 CHO Yongseong	24	21	23	22	19	0.872	109	±
36	 MEHELBA Azmy	21	19	24	24	20	0.864	108	

OM London 2012

Medallists Skeet Women

29.07.



1st



2nd



3rd



[RHODE Kimberly](#)



[WEI Ning](#)













[BARTEKOVA Danka](#)

Finals OFFICIAL

Rank	Athlete	Score				PBL Shoot Off	±
		QF	Final	Total			
1	RHODE Kimberly	74	25	99	0	EFWR	±
2	WEI Ning	68	23	91	8		±
3	BARTEKOVA Danka	70	20	90	9	4	±
4	BELIKOVA Marina	69	21	90	9	3	±
5	CAINERO Chiara	67	22	89	10		±
6	WENZEL Christine	68	21	89	10		

Qualification OFFICIAL

Rank	Athlete	Round			Average Score	Shoot Off	±
		1	2	3			
1	RHODE Kimberly	25	25	24	0.987	74	OR Q ±
2	BARTEKOVA Danka	25	22	23	0.933	70	Q ±
3	BELIKOVA Marina	24	23	22	0.920	69	Q ±
4	WEI Ning	24	19	25	0.907	68	Q ±
5	WENZEL Christine	22	23	23	0.907	68	Q ±
6	CAINERO Chiara	22	21	24	0.893	67	2 Q ±
7	LUNDQVIST Therese	22	22	23	0.893	67	1 ±

Rank	Athlete	Round			Average	Score	Shoot Off	±
		1	2	3				
8	 CROVETTO CHADID Francisca	22	22	22	0.880	66	±	
9	 MICHSHUK Angelina	22	22	22	0.880	66	±	
10	 GIRARDET Veronique	22	23	21	0.880	66	±	
11	 JIEWCHALOEMMIT Sutiya	20	23	22	0.867	65	±	
12	 MIHALACHE Lucia Liliana	25	20	20	0.867	65	±	
13	 OZYAMAN Cigdem	23	20	20	0.840	63	±	
14	 ALLEN Elena	20	20	20	0.800	60	±	
15	 MARK Lauryn	17	22	20	0.787	59	±	
16	 ANDREOU Panagiota	15	22	20	0.760	57	±	
17	 ELHAWARY Mona	14	20	17	0.680	51		